

















## Business Report


### 10 mile radius around WilliamsburgSite

107 West Main Street

Williamsburg, Ohio 45176 - Clermont County

	TOTAL	%	SALES	EMPLOYEES
 Accommodation and Food Services	85	5.12%	\$54,238,000	1,241
 Administrative and Support and Waste Management and Remediation Services	59	3.56%	\$41,253,000	392
 Agriculture, Forestry, Fishing and Hunting	11	0.66%	\$3,146,000	29
 Arts, Sports, Entertainment, and Recreation	41	2.47%	\$15,554,000	312
 Banking, Finance and Insurance	77	4.64%	\$119,584,000	389
 Construction	180	10.85%	\$166,613,000	931
 Education	52	3.13%	\$3,299,000	2,290
 Health Care and Social Services	120	7.23%	\$88,486,000	2,646
 Information	22	1.33%	\$20,523,000	127
 Manufacturing - Chemical, Fuel, Paper, Plastic, Wood	16	0.96%	\$135,190,000	869

	TOTAL	%	SALES	EMPLOYEES
 <b>Manufacturing - Electronics, Furniture, Machinery, Metal, Transportation, Misc.</b>	59	3.56%	\$282,697,000	1,413
 <b>Manufacturing - Processed Food, Textiles, Clothing</b>	14	0.84%	\$80,699,000	147
 <b>Mineral, Oil and Gas Extraction</b>	2	0.12%	\$6,793,000	36
 <b>Other Services - Repair, Personal Care, Laundry, Religious, etc.</b>	255	15.37%	\$51,258,000	1,057
 <b>Professional, Scientific, and Technical Services</b>	113	6.81%	\$152,312,000	1,080
 <b>Public Administration</b>	131	7.90%	\$3,218,000	3,218
 <b>Real Estate and Rentals</b>	89	5.36%	\$37,079,000	346
 <b>Retail: Hobby, Media, General Merchandise</b>	63	3.80%	\$108,092,000	671
 <b>Retail: Home, Food, Automobiles, Personal Care</b>	159	9.58%	\$394,379,000	1,526
 <b>Transportation and Warehousing: Couriers and Messengers, Warehousing and Storage</b>	9	0.54%	\$1,392,000	20
 <b>Transportation and Warehousing: Private and Public Transportation, Oil and Gas Pipelines, Sightseeing</b>	38	2.29%	\$30,390,000	294
 <b>Unclassified</b>	5	0.30%	\$16,000	16
 <b>Utility Services: Power, Gas, Steam, Water, and Sewage</b>	4	0.24%	\$39,299,000	82

	<b>TOTAL</b>	<b>%</b>	<b>SALES</b>	<b>EMPLOYEES</b>
 <b>Wholesalers</b>	<b>55</b>	<b>3.32%</b>	<b>\$586,889,000</b>	<b>421</b>